


Вырезалка-обучалка

© vk.com/zaykinaskazka



Вырезалка-обучалка

© vk.com/zaykinaskazka



Вырезалка-обучалка


© vk.com/zaykinaskazka



A large dotted orange line forming a wide, shallow arch, intended for cutting practice.
A large dotted orange line forming a wide, shallow arch, identical to the first row.
A large dotted orange line forming a wide, shallow arch, identical to the first row.
A large dotted orange line forming a wide, shallow arch, identical to the first row.

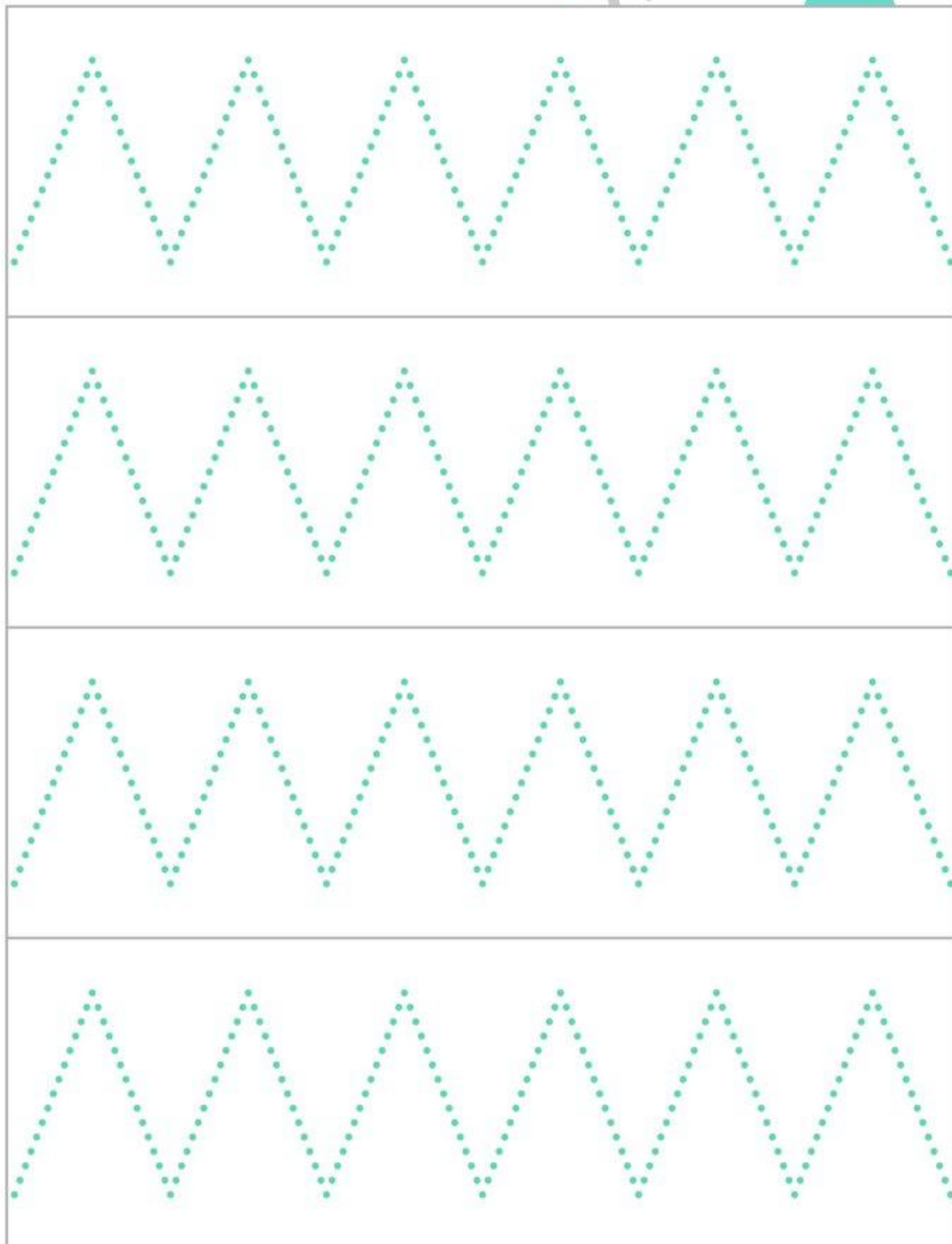
Вырезалка-обучалка

© vk.com/zaykinaskazka



Вырезалка-обучалка

© vk.com/zaykinaskazka



Вырезалка-обучалка

© vk.com/zaykinaskazka



A large rectangular area divided into four horizontal sections by thin grey lines. Each section contains a single, continuous wavy line made of small orange dots, intended for children to trace and then cut out.

Вырезалка-обучалка

© vk.com/zaykinaskazka



Four horizontal rows of a dotted wavy line pattern, designed for cutting practice. Each row contains four identical wave cycles. The waves are formed by small green dots connected by thin lines, creating a continuous, undulating path across the width of the page.

Вырезалка-обучалка

© vk.com/zaykinaskazka



Вырезалка-обучалка

© vk.com/zaykinaskazka



A horizontal row of five connected, dotted purple wavy lines, resembling a scalloped edge, intended for tracing practice.
A horizontal row of five connected, dotted purple wavy lines, identical to the first row, for tracing practice.
A horizontal row of five connected, dotted purple wavy lines, identical to the previous rows, for tracing practice.
A horizontal row of five connected, dotted purple wavy lines, identical to the previous rows, for tracing practice.